

PLAINS
ALL AMERICAN
PIPELINE, L.P.

Crude Oil Quality Group

Dominic Ferrari
VP – West Coast Pipelines

Long Beach, CA
February 26, 2009

Forward-Looking Statements Disclosure

- ✦ This presentation contains forward-looking statements, including, in particular, statements about the plans, strategies and prospects of Plains All American Pipeline, L.P. (“the Partnership” or “PAA”). These forward-looking statements are based on the Partnership’s current assumptions, expectations and projections about future events.
- ✦ Although the Partnership believes that the expectations reflected in these forward-looking statements are reasonable, the Partnership can give no assurance that these expectations will prove to be correct or that synergies or other benefits anticipated in the forward-looking statements will be achieved. Important factors, some of which may be beyond the Partnership’s control, that could cause actual results to differ materially from management’s expectations are disclosed in the Partnership’s most recent 10-K, 10-Q and 8-Ks filed with the Securities and Exchange Commission.

Presentation Outline

- ✦ **Introduction to PAA**
- ✦ **Overview of West Coast Operations**
- ✦ **Questions and Answers**

Plains All American Profile (NYSE: PAA)

- ✦ **Assets⁽¹⁾:**
 - ✓ Pipelines (active miles): ~17,000 miles
 - ✓ Storage: ~85 MMBbls
 - ✓ LPG Railcars: ~1,700
 - ✓ Truck Fleet: ~600 Trucks
~1,000 Trailers
 - ✓ Barge Fleet (Settoon): ~65 Barges
~36 Tugs

- ✦ **Crude, Product & LPG Volumes:** >3.0 MMBbl/d

- ✦ **Operational footprint:**
 - ✓ Domestic: >40 States
 - ✓ Canada: 5 Provinces

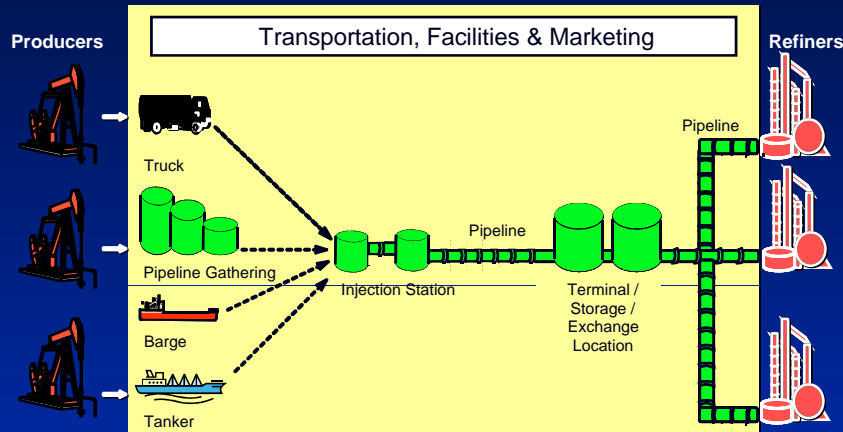
- ✦ **Employees:** ~3,300

(1) Includes owned or leased assets as of 12/31/08

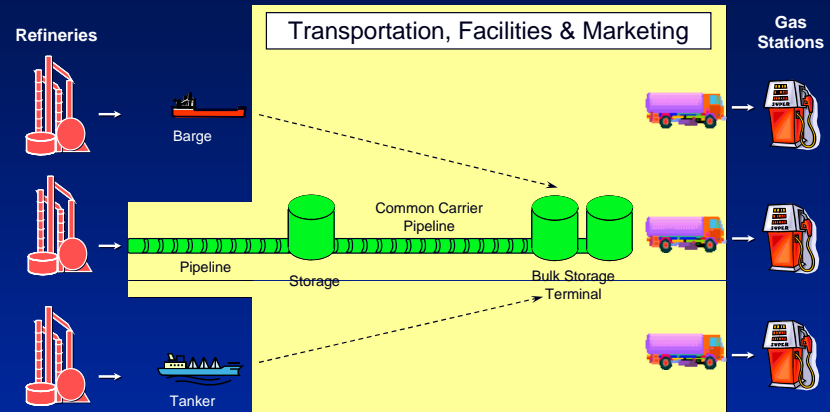


PAA's Activities are Primarily Focused on Inefficient & Lightly Regulated Portion of the Value Chain

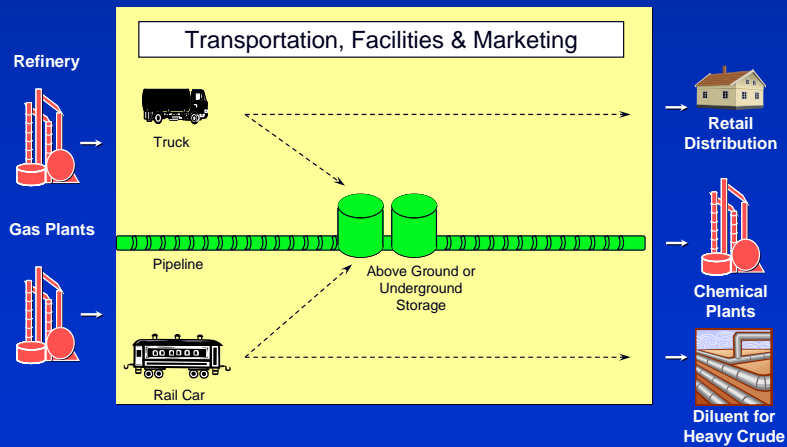
Crude Oil



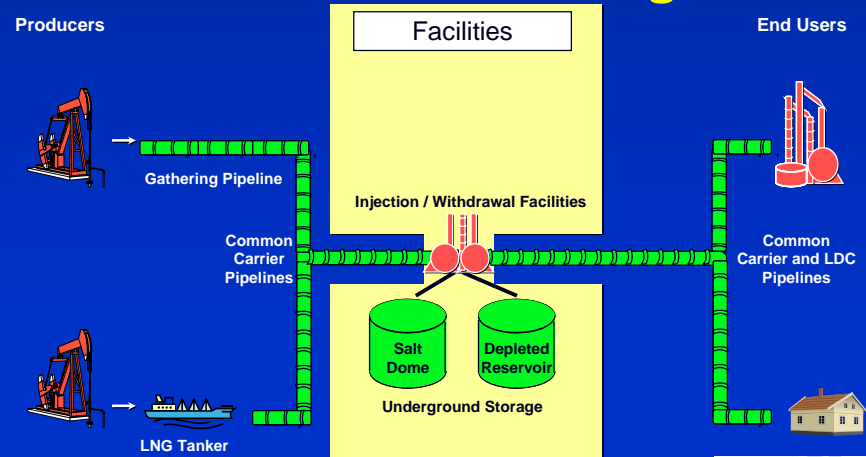
Refined Products



LPG



Natural Gas Storage



Activities Conducted via Three Segments

PAA Cash Flow Underpinned by Fee-Based Businesses

Merchant Optimization

Reporting Segments

Transportation

~17,000 miles of Pipelines
24 MMBbls Storage

Assets⁽³⁾

Capacity

86 Trucks
341 Trailers
65 Barges(1)
36 Tugs(1)
~1 MMBbls of Linefill

Products

Crude Oil
Refined Products

Cash Flow

Fee Based

Facilities

~61 MMBbls Storage
Capacity

~31 BCF Nat Gas
Storage(2)

2 Fractionation Plants
1 Isomerization Unit

Crude Oil
Natural Gas
Refined Products
LPG

Fee Based

Marketing

528 Trucks
631 Trailers

1,697 Railcars

~10 MMBbls of Linefill or
Long-term Inventory

Crude Oil
Refined Products
LPG

Margin Based
(includes some fee-based equivalent + upside)

(1) Ownership through 50% interest in Settoon Towing

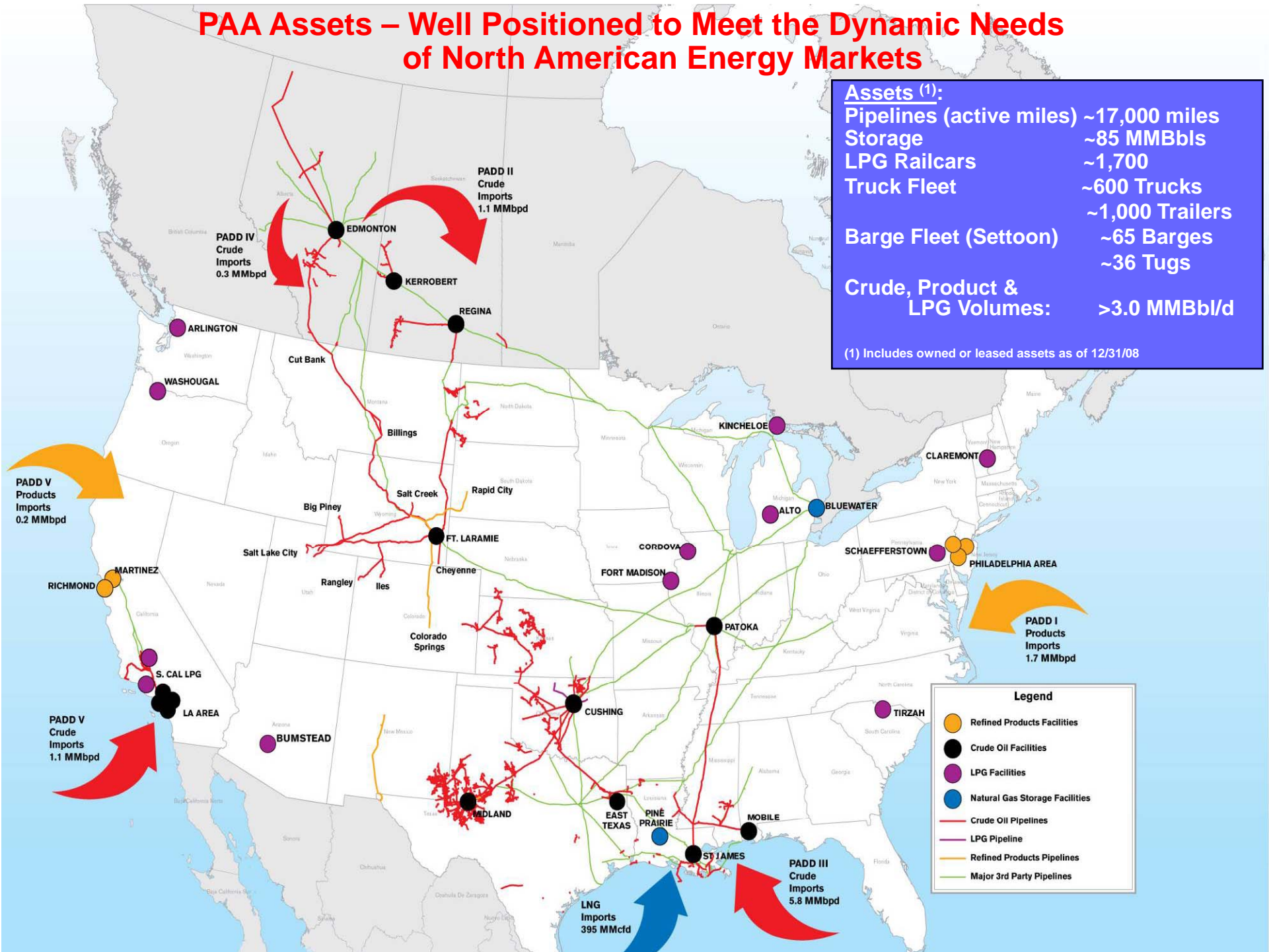
(2) Ownership through PAA/Vulcan Joint Venture (3)
Includes owned or leased assets as of 12/31/08



PAA Assets – Well Positioned to Meet the Dynamic Needs of North American Energy Markets

Assets ⁽¹⁾ :	
Pipelines (active miles)	~17,000 miles
Storage	~85 MMBbls
LPG Railcars	~1,700
Truck Fleet	~600 Trucks
	~1,000 Trailers
Barge Fleet (Settoon)	~65 Barges
	~36 Tugs
Crude, Product & LPG Volumes:	>3.0 MMBbl/d

(1) Includes owned or leased assets as of 12/31/08



Legend	
	Refined Products Facilities
	Crude Oil Facilities
	LPG Facilities
	Natural Gas Storage Facilities
	Crude Oil Pipelines
	LPG Pipeline
	Refined Products Pipelines
	Major 3rd Party Pipelines

Portfolio of Capital Projects To Be Placed In Service Over Multi-Year Period

Major Projects	1H 2008	2H2008	1H2009	2H2009	2010 & Beyond
Cushing Phase VI	In Service				
Martinez Terminal	In Service				
Ft. Laramie		In Service			
West Hynes Expansion		In Service			
Patoka Phase I			In Service		
St. James Phase II (1)	In Service		✓		
Paulsboro Tankage (1)		In Service	✓		
Salt Lake City Expansion			✓		
Kerrobert Expansion				✓	
Edmonton Expansion				✓	
St. James Phase III (2)				✓	✓
Patoka Phase II					✓
Cushing Phase VII					✓
Pier 400					✓
Future Projects				✓	✓

Note: PAA's capital program is composed of numerous other projects in addition to those listed above. Also, excludes 24 BCF PAA/Vulcan Pine Prairie natural gas storage development project, expected to come in service in stages from 2008-2010. (1) Project coming in service in stages. A portion of the storage capacity attributable to these expansions is in service. (2) Project includes a dock and condensate tankage, coming in service in stages.



West Coast Pipelines - Overview

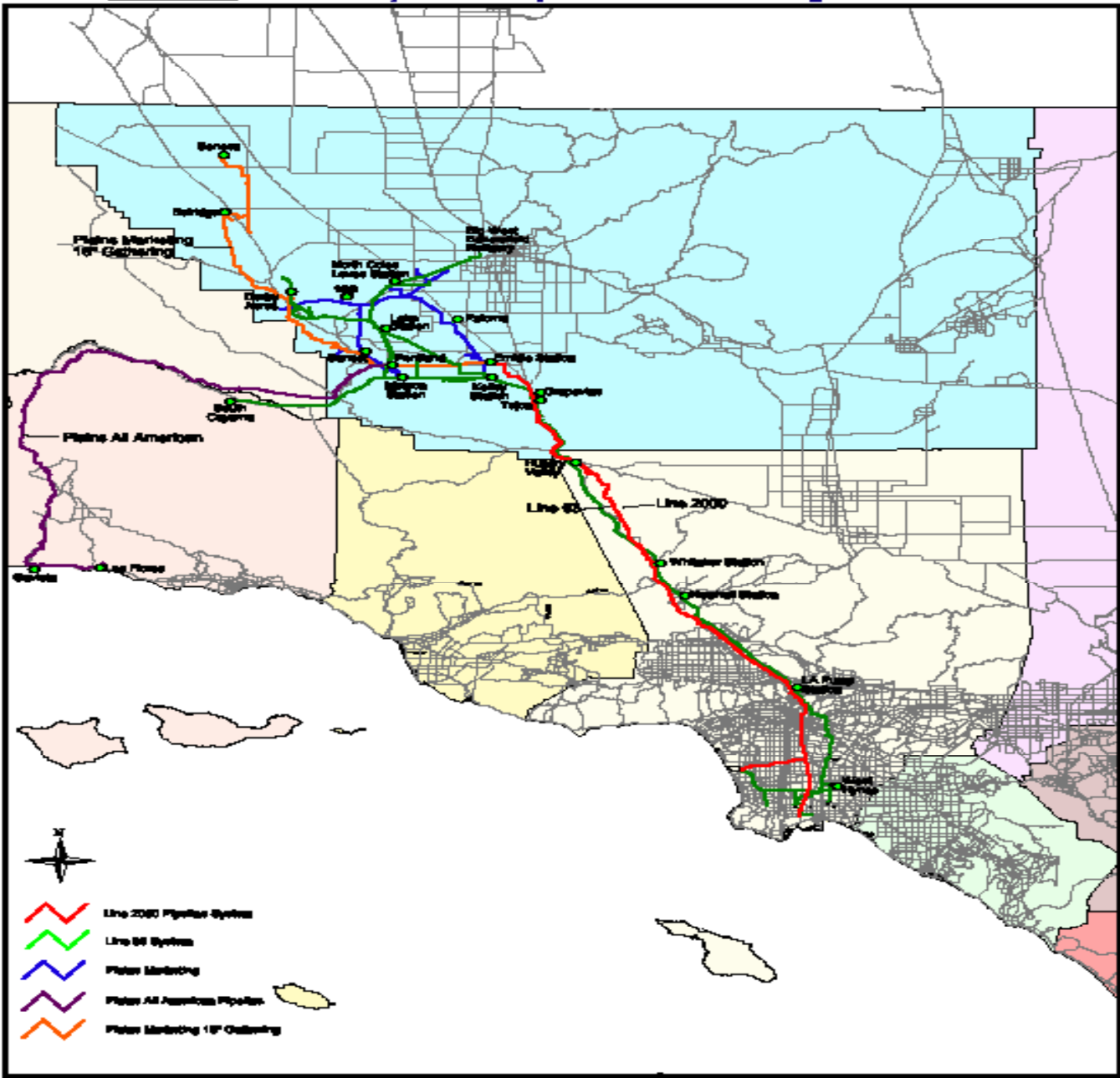
- ★ Plains owns and operates an extensive crude oil pipeline network designed to gather OCS and SJV crude oils for final delivery to the Bakersfield and Los Angeles Refineries.
- ★ This pipeline network is comprised of 5 systems:
 - ✓ All American Pipeline (OCS to Sisquoc and Pentland)
 - ✓ Plains Marketing 16" Gathering (Lost Hills to Emidio)
 - ✓ Pacific Marketing Gathering (lower SJV area)
 - ✓ Line 63 Gathering/Trunk/Distr (Belridge to LA/Bak Refin's)
 - ✓ Line 2000 Trunk Line (Emidio to LA Refineries)



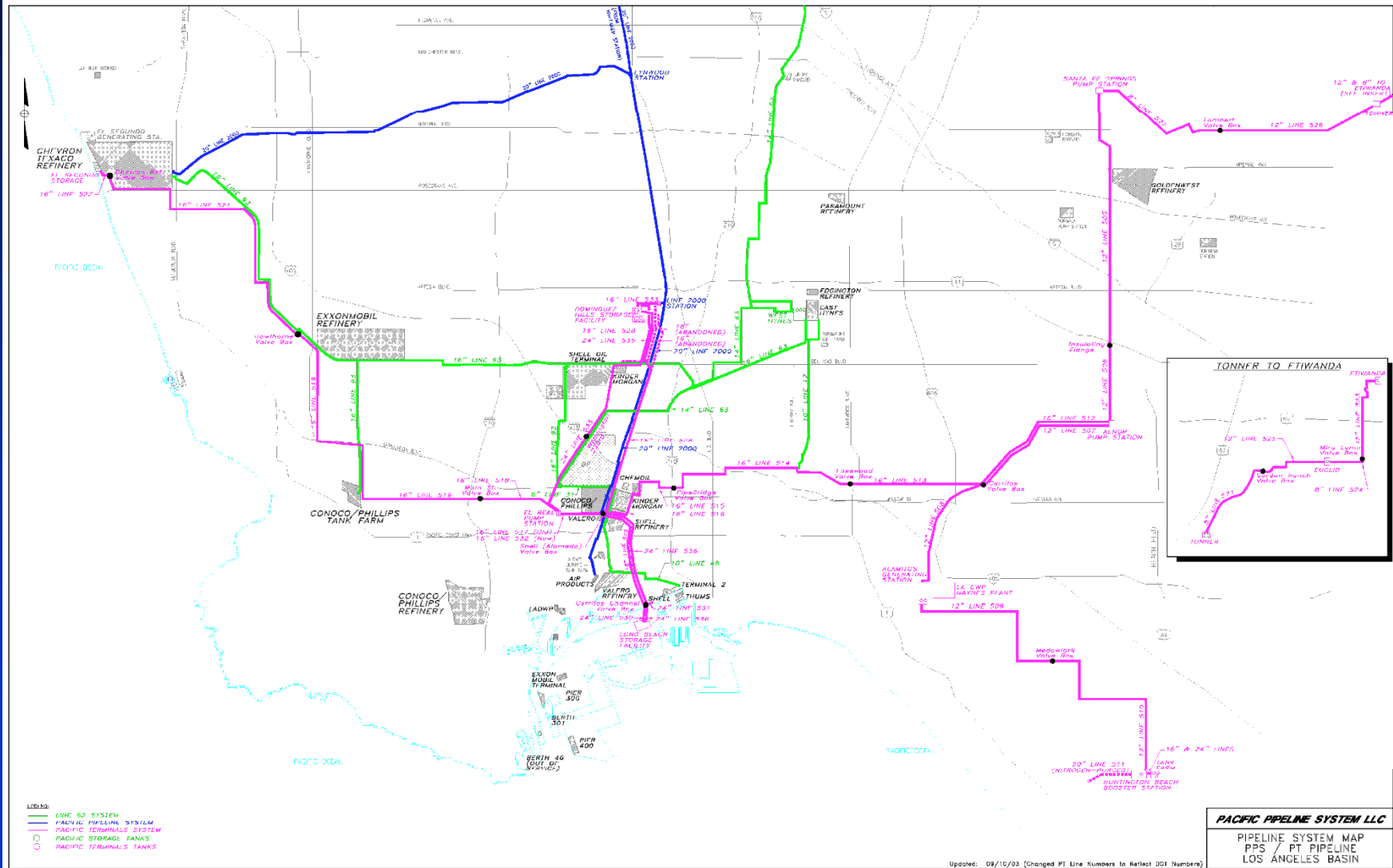
PLAINS ALL AMERICAN PIPELINE

West Coast Pipeline System

Crude Oil Pipeline Transportation to the Los Angeles Basin Refineries



LA Basin Pipelines and Terminals



West Coast Pipelines - Operations

	All American	Plains 16" Gathering	Line 2000 Trunk Line	Line 63 System
Total Capacity (barrels/day)	300,000	140,000	130,000	110,000
Current Throughput (barrels/day)	45,000	85,000	58,000	89,000
Types of Crude	OCS	SJVL,SJVH SJMB	SJKR, OCS, & Gas Oil	SJLB, LN63, & HVHS
Regulation	FERC	Private System	CPUC	CPUC
Origin/Destination	OCS to Pentland	Lost Hills to Emidio	Emidio to LA Basin Customers	Elk Hills to LA Bain Customers

West Coast Terminals - Overview

- ✦ Plains owns and operates terminals on the West Coast under two different entities.
- ✦ Plains Products Terminals LLC provides tankage services and pipeline connections throughout the Bay area.
- ✦ Pacific Terminals LLC provides tankage services and connections to the Southern California distribution network.
- ✦ Plains West Coast terminals are comprised of the following systems:
 - ✓ Plains Products Terminals LLC
 - Martinez Terminal (Crude, Gasoline, Jet, Naptha, Fuel Oil, Diesel)
 - Richmond Terminal (Gasoline, Jet, Naptha, Ethanol, Fuel Oil, Diesel)
 - ✓ Pacific Terminals LLC
 - Dominguez Hills (Crude, Black Oil)
 - Los Alamitos (Black Oil)
 - Long Beach (Crude)
 - Huntington Beach (Black Oil)
 - West Hynes (Crude)


West Coast Terminals – Pacific Terminals

	Pacific Terminals
Total Capacity (Bbls.)	10,000,000
Tanks	37 From 50,000 to 500,000
Products	Crude, Fuel Oil
Access	Marine, Pipeline, Truck
Vessel	Tesoro's Berths 84A, 86
Receipts and Deliveries	Los Angeles Area Refineries and Terminals

West Coast Terminals – Plains Products Terminals

	Martinez	Richmond
Total Capacity (Bbls.)	4,816,000	601,000
Tanks	31 From 10,000 to 500,000	25 From 8,000 to 56,000
Products	Gasoline, Distillates, Crude Oils, Heavy Fuel Oils	Gasoline, Distillates, Ethanol, Heavy Fuel Oils
Access	Marine, Pipeline	Marine, Rail, Pipeline
Vessel	150,000 DWT Draft: 37' * LOA: 950'	65,000 DWT Draft: 37' LOA: 700'
Receipts and Deliveries	Bay Area Refineries Kinder Morgan Systems	Kinder Morgan Systems Rail (Unloading Only) Truck (Loading Only)

* There is a 32.7 foot shallow spot in the channel to pass through.



PLAINS
ALL AMERICAN
PIPELINE, L.P.